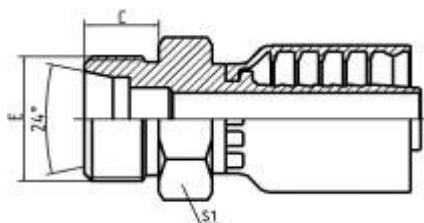


扣压式软管接头 HOSE FITTING



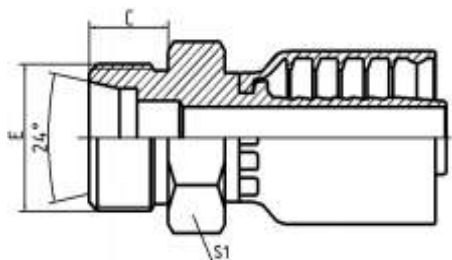
H30411SW

公制外螺纹 24°内锥面轻系列

METRIC MALE 24° CONE SEAT L. T. DIN 3853

| 代号 PART NO. | 螺纹 E THREAD E | 胶管 HOSE BORE | | 管子外径 TUBE O. D. | 尺寸 DIMENSIONS | | | |
|----------------|------------------|--------------|---------|--------------------|---------------|----|--|--|
| | | 公称内径 DN | 标号 DASH | | C | S1 | | |
| H30411-12-04SW | M12X1.5 | 6 | 04 | 6 | 10 | 12 | | |
| H30411-14-04SW | M14X1.5 | 6 | 04 | 8 | 10 | 14 | | |
| H30411-14-05SW | M14X1.5 | 8 | 05 | 8 | 10 | 14 | | |
| H30411-16-04SW | M16X1.5 | 6 | 04 | 10 | 11 | 17 | | |
| H30411-16-05SW | M16X1.5 | 8 | 05 | 10 | 11 | 17 | | |
| H30411-16-06SW | M16X1.5 | 10 | 06 | 10 | 11 | 17 | | |
| H30411-18-05SW | M18X1.5 | 8 | 05 | 12 | 11 | 19 | | |
| H30411-18-06SW | M18X1.5 | 10 | 06 | 12 | 11 | 19 | | |
| H30411-22-06SW | M22X1.5 | 10 | 06 | 15 | 12 | 24 | | |
| H30411-22-08SW | M22X1.5 | 12 | 08 | 15 | 12 | 24 | | |
| H30411-26-08SW | M26X1.5 | 12 | 08 | 18 | 12 | 27 | | |
| H30411-26-10SW | M26X1.5 | 16 | 10 | 18 | 12 | 27 | | |
| H30411-27-10SW | M27X1.5 | 16 | 10 | 18 | 14 | 30 | | |
| H30411-30-10SW | M30X2 | 16 | 10 | 22 | 14 | 32 | | |
| H30411-30-12SW | M30X2 | 20 | 12 | 22 | 14 | 32 | | |
| H30411-36-16SW | M36X2 | 25 | 16 | 28 | 14 | 38 | | |
| H30411-45-20SW | M45X2 | 32 | 20 | 35 | 16 | 46 | | |
| H30411-52-24SW | M52X2 | 40 | 24 | 42 | 16 | 55 | | |

扣压式软管接头 HOSE FITTING



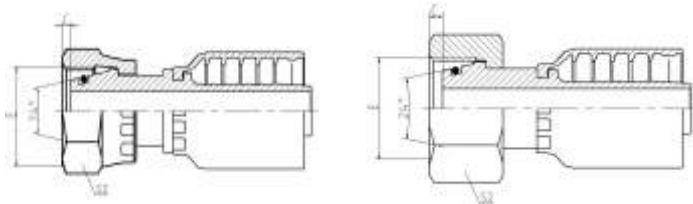
H30511SW

公制外螺纹 24°内锥面重系列

METRIC MALE 24° CONE SEAT H.T.DIN3853

| 代号 PART NO. | 螺纹 E THREAD E | 胶管 HOSE BORE | | 管子外径 TUBE O. D. | 尺寸 DIMENSIONS | | | | |
|----------------|------------------|--------------|---------|--------------------|---------------|----|----|--|--|
| | | 公称内径 DN | 标号 DASH | | C | S1 | | | |
| H30511-14-04SW | M14X1.5 | 6 | 04 | 6 | | 12 | 14 | | |
| H30511-16-04SW | M16X1.5 | 6 | 04 | 8 | | 12 | 17 | | |
| H30511-18-04SW | M18X1.5 | 6 | 04 | 10 | | 12 | 19 | | |
| H30511-20-05SW | M20X1.5 | 8 | 05 | 12 | | 12 | 22 | | |
| H30511-20-06SW | M20X1.5 | 10 | 06 | 12 | | 12 | 22 | | |
| H30511-22-05SW | M22X1.5 | 8 | 05 | 14 | | 14 | 24 | | |
| H30511-22-06SW | M22X1.5 | 10 | 06 | 14 | | 14 | 24 | | |
| H30511-22-08SW | M22X1.5 | 12 | 08 | 14 | | 14 | 24 | | |
| H30511-24-08SW | M24X1.5 | 12 | 08 | 16 | | 14 | 27 | | |
| H30511-30-10SW | M30X2 | 16 | 10 | 20 | | 16 | 32 | | |
| H30511-30-12SW | M30X2 | 20 | 12 | 20 | | 16 | 32 | | |
| H30511-36-12SW | M36X2 | 20 | 12 | 25 | | 18 | 41 | | |
| H30511-36-16SW | M36X2 | 25 | 16 | 25 | | 18 | 38 | | |
| H30511-42-16SW | M42X2 | 25 | 16 | 30 | | 20 | 46 | | |
| H30511-42-20SW | M42X2 | 32 | 20 | 30 | | 20 | 46 | | |
| H30511-52-20SW | M52X2 | 32 | 20 | 38 | | 22 | 55 | | |

扣压式软管接头 HOSE FITTING



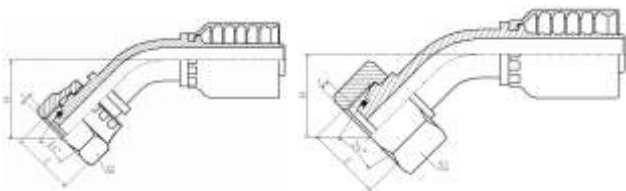
公制内螺纹 24° 锥带 O 形圈轻系列
METRIC FEMALE 24° CONE O-RING
L. T. DIN3865

H40411SW

H40411-TSW

| 代号 PART NO. | 螺纹 E THREAD E | 胶管 HOSE BORE | | 管子外径 TUBE O. D. | O 形圈 O RING | 尺寸 DIMENSIONS | | |
|-----------------|------------------|--------------|---------|--------------------|----------------|---------------|-----|----|
| | | 公称内径 DN | 标号 DASH | | | | C | S2 |
| H40411-12-04SW | M12X1.5 | 6 | 04 | 6 | O04.5X1.5 | | 1 | 17 |
| H40411-14-04SW | M14X1.5 | 6 | 04 | 8 | O06.5X1.5 | | 2 | 19 |
| H40411-14-06SW | M14X1.5 | 10 | 06 | 8 | O06.5X1.5 | | 2 | 19 |
| H40411-16-04SW | M16X1.5 | 6 | 04 | 10 | O08.0X1.5 | | 2 | 22 |
| H40411-16-05SW | M16X1.5 | 8 | 05 | 10 | O08.0X1.5 | | 2 | 22 |
| H40411-16-06SW | M16X1.5 | 10 | 06 | 10 | O08.0X1.5 | | 2 | 22 |
| H40411-18-05TSW | M18X1.5 | 8 | 05 | 12 | O10.0X1.5 | | 1.8 | 22 |
| H40411-18-06SW | M18X1.5 | 10 | 06 | 12 | O10.0X1.5 | | 2.5 | 24 |
| H40411-18-08SW | M18X1.5 | 12 | 08 | 12 | O10.0X1.5 | | 2.5 | 24 |
| H40411-22-05TSW | M22X1.5 | 8 | 05 | 15 | O12.0X2.0 | | 2.1 | 27 |
| H40411-22-06TSW | M22X1.5 | 10 | 06 | 15 | O12.0X2.0 | | 2.5 | 27 |
| H40411-22-08SW | M22X1.5 | 12 | 08 | 15 | O12.0X2.0 | | 2.5 | 27 |
| H40411-26-10SW | M26X1.5 | 16 | 10 | 18 | O15.0X2.0 | | 2.5 | 32 |
| H40411-26-12SW | M26X1.5 | 20 | 12 | 18 | O15.0X2.0 | | 2.5 | 32 |
| H40411-27-10TSW | M27X1.5 | 16 | 10 | 18 | O15.0X2.0 | | 2.5 | 32 |
| H40411-27-12SW | M27X1.5 | 20 | 12 | 18 | O15.0X2.0 | | 2.5 | 32 |
| H40411-30-10TSW | M30X2 | 16 | 10 | 22 | O20.0X2.0 | | 4 | 36 |
| H40411-30-12SW | M30X2 | 20 | 12 | 22 | O20.0X2.0 | | 4 | 36 |
| H40411-36-12TSW | M36X2 | 20 | 12 | 28 | O26.0X2.0 | | 4 | 41 |
| H40411-36-14TSW | M36X2 | 22 | 14 | 28 | O26.0X2.0 | | 4 | 41 |
| H40411-45-16TSW | M45X2 | 25 | 16 | 35 | O32.0X2.5 | | 5 | 55 |
| H40411-45-20TSW | M45X2 | 32 | 20 | 35 | O32.0X2.5 | | 5 | 55 |
| H40411-52-20TSW | M52X2 | 32 | 20 | 42 | O38.0X2.5 | | 5.5 | 60 |
| H40411-52-24TSW | M52X2 | 40 | 24 | 42 | O38.0X2.5 | | 5.5 | 60 |

扣压式软管接头 HOSE FITTING



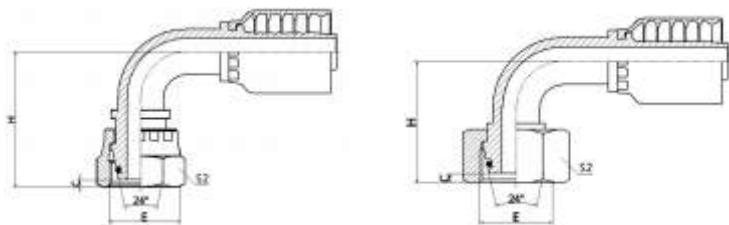
45° 公制内螺纹 24° 锥带 O 形圈轻系列
 45° METRIC FEMALE 24° CONE O-RING
 L. T. DIN3865

H40441SW

H40441-TSW

| 代号 PART NO. | 螺纹 E THREAD E | 胶管 HOSE BORE | | 管子外径 TUBE O. D. | O 形圈 O RING | 尺寸 DIMENSIONS | | | |
|-----------------|------------------|--------------|---------|--------------------|----------------|---------------|-----|------|----|
| | | 公称内径 DN | 标号 DASH | | | | C | H | S2 |
| H40441-14-04SW | M14X1.5 | 6 | 04 | 8 | O06.5X1.5 | | 2 | 27 | 19 |
| H40441-16-05SW | M16X1.5 | 8 | 05 | 10 | O08.0X1.5 | | 2 | 28.2 | 22 |
| H40441-16-06SW | M16X1.5 | 10 | 06 | 10 | O08.0X1.5 | | 2 | 29.2 | 22 |
| H40441-18-05TSW | M18X1.5 | 8 | 05 | 12 | O10.0X1.5 | | 2.5 | 22.9 | 22 |
| H40441-18-06SW | M18X1.5 | 10 | 06 | 12 | O10.0X1.5 | | 2.5 | 29.9 | 24 |
| H40441-22-05TSW | M22X1.5 | 8 | 05 | 15 | O12.0X2.0 | | 2.5 | 25 | 27 |
| H40441-22-06TSW | M22X1.5 | 10 | 06 | 15 | O12.0X2.0 | | 2.5 | 25.7 | 27 |
| H40441-22-08SW | M22X1.5 | 12 | 08 | 15 | O12.0X2.0 | | 2.5 | 33.2 | 27 |
| H40441-26-08TSW | M26X1.5 | 12 | 08 | 18 | O15.0X2.0 | | 2.5 | 26.1 | 32 |
| H40441-26-10SW | M26X1.5 | 16 | 10 | 18 | O15.0X2.0 | | 2.5 | 35.9 | 32 |
| H40441-26-12SW | M26X1.5 | 20 | 12 | 18 | O15.0X2.0 | | 2.5 | 39.5 | 32 |
| H40441-27-10TSW | M27X1.5 | 16 | 10 | 18 | O15.0X2.0 | | 2.5 | 27.7 | 32 |
| H40441-27-12SW | M27X1.5 | 20 | 12 | 18 | O15.0X2.0 | | 2.5 | 39.5 | 32 |
| H40441-30-10TSW | M30X2 | 16 | 10 | 22 | O20.0X2.0 | | 4 | 30.3 | 36 |
| H40441-30-12SW | M30X2 | 20 | 12 | 22 | O20.0X2.0 | | 4 | 41.7 | 36 |
| H40441-36-12TSW | M36X2 | 20 | 12 | 28 | O26.0X2.0 | | 4 | 33.9 | 41 |
| H40441-36-14TSW | M36X2 | 22 | 14 | 28 | O26.0X2.0 | | 4 | 33.3 | 41 |
| H40441-45-20TSW | M45X2 | 32 | 20 | 35 | O32.0X2.5 | | 5 | 40.8 | 55 |
| H40441-52-20TSW | M52X2 | 32 | 20 | 42 | O38.0X2.5 | | 5.5 | 41.9 | 60 |
| H40441-52-24TSW | M52X2 | 40 | 24 | 42 | O38.0X2.5 | | 5.5 | 45.8 | 60 |

扣压式软管接头 HOSE FITTING



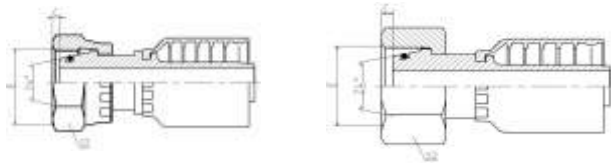
H40491SW

H40491-TSW

90° 公制内螺纹 24° 锥带 O 形圈轻系列
 90° METRIC FEMALE 24° CONE O-RING
 L. T. DIN3865

| 代号 PART NO. | 螺纹 E THREAD E | 胶管 HOSE BORE | | 管子外径 TUBE O. D. | O 形圈 O RING | 尺寸 DIMENSIONS | | | |
|-----------------|------------------|--------------|---------|--------------------|----------------|---------------|-----|-------|----|
| | | 公称内径 DN | 标号 DASH | | | | C | H | S2 |
| H40491-12-03SW | M12X1.5 | 5 | 03 | 6 | 004.5X1.5 | | 1 | 41.5 | 17 |
| H40491-12-04SW | M12X1.5 | 6 | 04 | 6 | 004.5X1.5 | | 1 | 44.5 | 17 |
| H40491-14-04SW | M14X1.5 | 6 | 04 | 8 | 006.5X1.5 | | 2 | 46 | 19 |
| H40491-16-04SW | M16X1.5 | 6 | 04 | 10 | 008.0X1.5 | | 2 | 46.5 | 22 |
| H40491-16-05SW | M16X1.5 | 8 | 05 | 10 | 008.0X1.5 | | 2 | 49.5 | 22 |
| H40491-16-06SW | M16X1.5 | 10 | 06 | 10 | 008.0X1.5 | | 2 | 51.8 | 22 |
| H40491-18-05TSW | M18X1.5 | 8 | 05 | 12 | 010.0X1.5 | | 2.5 | 42 | 22 |
| H40491-18-06SW | M18X1.5 | 10 | 06 | 12 | 010.0X1.5 | | 2.5 | 53.3 | 24 |
| H40491-22-06TSW | M22X1.5 | 10 | 06 | 15 | 012.0X2.0 | | 2.5 | 47.3 | 27 |
| H40491-22-08SW | M22X1.5 | 12 | 08 | 15 | 012.0X2.0 | | 2.5 | 61 | 27 |
| H40491-26-08TSW | M26X1.5 | 12 | 08 | 18 | 015.0X2.0 | | 2.5 | 51 | 32 |
| H40491-26-10SW | M26X1.5 | 16 | 10 | 18 | 015.0X2.0 | | 2.5 | 67.5 | 32 |
| H40491-26-12SW | M26X1.5 | 20 | 12 | 18 | 015.0X2.0 | | 2.5 | 77 | 32 |
| H40491-27-10TSW | M27X1.5 | 16 | 10 | 18 | 015.0X2.0 | | 2.5 | 67.5 | 32 |
| H40491-27-12SW | M27X1.5 | 20 | 12 | 18 | 015.0X2.0 | | 2.5 | 77 | 32 |
| H40491-30-10TSW | M30X2 | 16 | 10 | 22 | 020.0X2.0 | | 4 | 57.2 | 36 |
| H40491-30-12SW | M30X2 | 20 | 12 | 22 | 020.0X2.0 | | 4 | 80 | 36 |
| H40491-36-12TSW | M36X2 | 20 | 12 | 28 | 026.0X2.0 | | 4 | 69 | 41 |
| H40491-36-14TSW | M36X2 | 22 | 14 | 28 | 026.0X2.0 | | 4 | 70 | 41 |
| H40491-45-16TSW | M45X2 | 25 | 16 | 35 | 032.0X2.5 | | 5 | 75 | 55 |
| H40491-45-20TSW | M45X2 | 32 | 20 | 35 | 032.0X2.5 | | 5 | 88.5 | 55 |
| H40491-52-20TSW | M52X2 | 32 | 20 | 42 | 038.0X2.5 | | 5.5 | 87 | 60 |
| H40491-52-24TSW | M52X2 | 40 | 24 | 42 | 038.0X2.5 | | 5.5 | 103.5 | 60 |

扣压式软管接头 HOSE FITTING



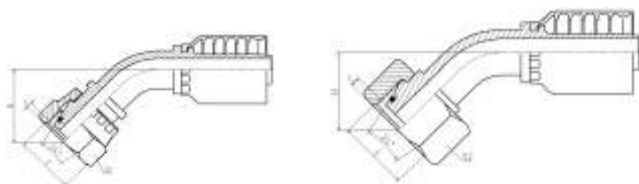
公制内螺纹 24°锥带 O 形圈重系列
METRIC FEMALE 24° CONE O-RING
H.T.DIN3865

H40511SW

H40511-TSW

| 代号 PART NO. | 螺纹 E THREAD E | 胶管 HOSE BORE | | 管子外径 TUBE O. D. | O 形圈 O RING | 尺寸 DIMENSIONS | | |
|-----------------|------------------|--------------|---------|--------------------|----------------|---------------|-----|----|
| | | 公称内径 DN | 标号 DASH | | | | C | S2 |
| H40511-14-04SW | M14X1.5 | 6 | 04 | 6 | 004.5X1.5 | | 1.1 | 19 |
| H40511-16-04SW | M16X1.5 | 6 | 04 | 8 | 006.5X1.5 | | 1.5 | 22 |
| H40511-16-05SW | M16X1.5 | 8 | 05 | 8 | 006.5X1.5 | | 1.5 | 22 |
| H40511-18-04TSW | M18X1.5 | 6 | 04 | 10 | 008.0X1.5 | | 2 | 22 |
| H40511-18-06SW | M18X1.5 | 10 | 06 | 10 | 008.0X1.5 | | 2 | 24 |
| H40511-20-06TSW | M20X1.5 | 10 | 06 | 12 | 010.0X1.5 | | 2.5 | 24 |
| H40511-20-08SW | M20X1.5 | 12 | 08 | 12 | 010.0X1.5 | | 2.5 | 27 |
| H40511-22-06TSW | M22X1.5 | 10 | 06 | 14 | 011.0X2.0 | | 2.5 | 27 |
| H40511-22-08SW | M22X1.5 | 12 | 08 | 14 | 011.0X2.0 | | 2.5 | 27 |
| H40511-24-06TSW | M24X1.5 | 10 | 06 | 16 | 013.0X2.0 | | 2.5 | 30 |
| H40511-24-08TSW | M24X1.5 | 12 | 08 | 16 | 013.0X2.0 | | 3 | 30 |
| H40511-30-10TSW | M30X2 | 16 | 10 | 20 | 016.3X2.4 | | 3 | 36 |
| H40511-30-12SW | M30X2 | 20 | 12 | 20 | 016.3X2.4 | | 3 | 36 |
| H40511-36-12TSW | M36X2 | 20 | 12 | 25 | 020.3X2.4 | | 3 | 46 |
| H40511-36-14TSW | M36X2 | 22 | 14 | 25 | 020.3X2.4 | | 3 | 46 |
| H40511-42-12TSW | M42X2 | 20 | 12 | 30 | 025.3X2.4 | | 5 | 50 |
| H40511-42-16TSW | M42X2 | 25 | 16 | 30 | 025.3X2.4 | | 5 | 50 |
| H40511-52-20TSW | M52X2 | 32 | 20 | 38 | 033.3X2.4 | | 6.5 | 60 |
| H40511-52-24TSW | M52X2 | 40 | 24 | 38 | 033.3X2.4 | | 6.5 | 60 |

扣压式软管接头 HOSE FITTING



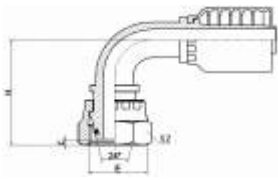
45° 公制内螺纹 24° 锥带 O 形圈重系列
 45° METRIC FEMALE 24° CONE O-RING
 H. T. DIN3865

H40541SW

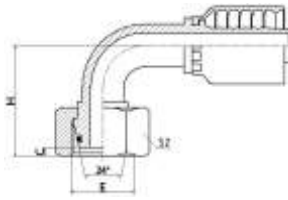
H40541-TSW

| 代号 PART NO. | 螺纹 E THREAD E | 胶管 HOSE BORE | | 管子外径 TUBE O. D. | O 形圈 O RING | 尺寸 DIMENSIONS | | | |
|-----------------|------------------|--------------|---------|--------------------|----------------|---------------|-----|------|----|
| | | 公称内径 DN | 标号 DASH | | | | C | H | S2 |
| H40541-14-04SW | M16X1.5 | 6 | 04 | 6 | O04.5X1.5 | | 1.1 | 28 | 19 |
| H40541-16-04SW | M16X1.5 | 6 | 04 | 8 | O06.5X1.5 | | 1.5 | 28.3 | 22 |
| H40541-16-05SW | M16X1.5 | 8 | 05 | 8 | O06.5X1.5 | | 1.5 | 28.9 | 22 |
| H40541-18-04TSW | M18X1.5 | 6 | 04 | 10 | O08.0X1.5 | | 2 | 21.3 | 22 |
| H40541-18-06SW | M18X1.5 | 10 | 06 | 10 | O08.0X1.5 | | 2 | 29.6 | 24 |
| H40541-20-06TSW | M20X1.5 | 10 | 06 | 12 | O10.0X1.5 | | 2.5 | 25 | 24 |
| H40541-20-08SW | M20X1.5 | 12 | 08 | 12 | O10.0X1.5 | | 2.5 | 32.8 | 27 |
| H40541-22-06TSW | M22X1.5 | 10 | 06 | 14 | O11.0X2.0 | | 2.5 | 25.3 | 27 |
| H40541-22-08SW | M22X1.5 | 12 | 08 | 14 | O11.0X2.0 | | 2.5 | 33.2 | 27 |
| H40541-24-08TSW | M24X1.5 | 12 | 08 | 16 | O13.0X2.0 | | 3 | 27.5 | 30 |
| H40541-24-10SW | M24X1.5 | 16 | 10 | 16 | O13.0X2.0 | | 2.5 | 35.9 | 30 |
| H40541-30-10TSW | M30X2 | 16 | 10 | 20 | O16.3X2.4 | | 3 | 31 | 36 |
| H40541-30-12SW | M30X2 | 20 | 12 | 20 | O16.3X2.4 | | 3 | 42.4 | 36 |
| H40541-36-12TSW | M36X2 | 20 | 12 | 25 | O20.3X2.4 | | 3 | 34.6 | 41 |
| H40541-36-14TSW | M36X2 | 22 | 14 | 25 | O20.3X2.4 | | 3 | 34 | 41 |
| H40541-42-16TSW | M42X2 | 25 | 16 | 30 | O25.3X2.4 | | 5 | 36.8 | 50 |
| H40541-52-20TSW | M52X2 | 32 | 20 | 38 | O33.3X2.4 | | 6.5 | 41.2 | 60 |
| H40541-52-24TSW | M52X2 | 40 | 24 | 38 | O33.3X2.4 | | 6.5 | 45.1 | 60 |

扣压式软管接头 HOSE FITTING



H40591SW

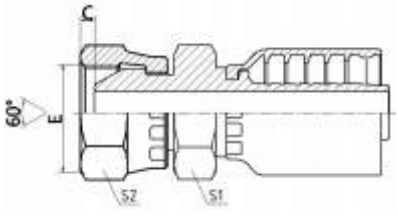


H40591-TSW

90° 公制内螺纹 24° 锥带 O 形圈重系列
 90° METRIC FEMALE 24° CONE O-RING
 H. T. DIN3865

| 代号 PART NO. | 螺纹 E THREAD E | 胶管 HOSE BORE | | 管子外径 TUBE O. D. | O 形圈 O RING | 尺寸 DIMENSIONS | | | |
|-----------------|------------------|--------------|---------|--------------------|----------------|---------------|-----|-------|----|
| | | 公称内径 DN | 标号 DASH | | | | C | H | S2 |
| H40591-14-04SW | M16X1.5 | 6 | 04 | 6 | O04.5X1.5 | | 1.1 | 47.5 | 19 |
| H40591-16-04SW | M16X1.5 | 6 | 04 | 8 | O06.5X1.5 | | 1.5 | 48 | 22 |
| H40591-16-05SW | M16X1.5 | 8 | 05 | 8 | O06.5X1.5 | | 1.5 | 51 | 22 |
| H40591-18-05TSW | M18X1.5 | 8 | 05 | 10 | O08.0X1.5 | | 2 | 41.5 | 22 |
| H40591-18-06SW | M18X1.5 | 10 | 06 | 10 | O08.0X1.5 | | 2 | 52.8 | 24 |
| H40591-20-06TSW | M20X1.5 | 10 | 06 | 12 | O10.0X1.5 | | 2.5 | 46.3 | 24 |
| H40591-20-08SW | M20X1.5 | 12 | 08 | 12 | O10.0X1.5 | | 2.5 | 61 | 27 |
| H40591-22-06TSW | M22X1.5 | 10 | 06 | 14 | O11.0X2.0 | | 2.5 | 46.8 | 27 |
| H40591-22-08SW | M22X1.5 | 12 | 08 | 14 | O11.0X2.0 | | 2.5 | 61 | 27 |
| H40591-24-08TSW | M24X1.5 | 12 | 08 | 16 | O13.0X2.0 | | 3 | 53 | 30 |
| H40591-24-10SW | M24X1.5 | 16 | 10 | 16 | O13.0X2.0 | | 2.5 | 67.5 | 30 |
| H40591-30-10TSW | M30X2 | 16 | 10 | 20 | O16.3X2.4 | | 3 | 60.5 | 36 |
| H40591-30-12SW | M30X2 | 20 | 12 | 20 | O16.3X2.4 | | 3 | 81 | 36 |
| H40591-36-12TSW | M36X2 | 20 | 12 | 25 | O20.3X2.4 | | 3 | 70 | 41 |
| H40591-36-14TSW | M36X2 | 22 | 14 | 25 | O20.3X2.4 | | 3 | 71 | 41 |
| H40591-42-16TSW | M42X2 | 25 | 16 | 30 | O25.3X2.4 | | 5 | 77.5 | 50 |
| H40591-52-20TSW | M52X2 | 32 | 20 | 38 | O33.3X2.4 | | 6.5 | 89 | 60 |
| H40591-52-24TSW | M52X2 | 40 | 24 | 38 | O33.3X2.4 | | 6.5 | 102.5 | 60 |

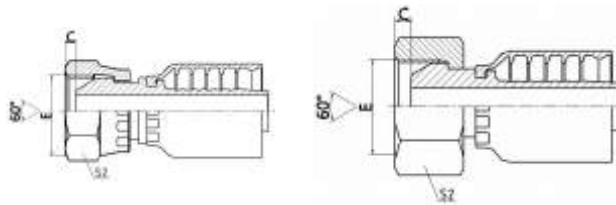
扣压式软管接头 HOSE FITTING



H42611DSW
 英管内螺纹 60°外锥面双六角
 BSP FEMALE 60° CONE DOUBLE HEXAGON

| 代号 PART NO. | 螺纹 E THREAD E | 胶管 HOSE BORE | | 尺寸 DIMENSIONS | | | |
|-----------------|------------------|--------------|---------|---------------|------|----|----|
| | | 公称内径 DN | 标号 DASH | | C | S1 | S2 |
| H42611D-04-04SW | G1/4"X19 | 6 | 04 | | 5.5 | 19 | 19 |
| H42611D-06-06SW | G3/8"X19 | 10 | 06 | | 6.3 | 22 | 22 |
| H42611D-08-08SW | G1/2"X14 | 12 | 08 | | 7.5 | 27 | 27 |
| H42611D-10-08SW | G5/8"X14 | 12 | 08 | | 9.5 | 30 | 30 |
| H42611D-12-08SW | G3/4"X14 | 12 | 08 | | 10.9 | 32 | 32 |
| H42611D-12-12SW | G3/4"X14 | 20 | 12 | | 10.9 | 32 | 32 |
| H42611D-16-16SW | G1"X11 | 25 | 16 | | 11.7 | 41 | 41 |
| H42611D-20-20SW | G1.1/4"X11 | 32 | 20 | | 11 | 50 | 50 |

扣压式软管接头 HOSE FITTING



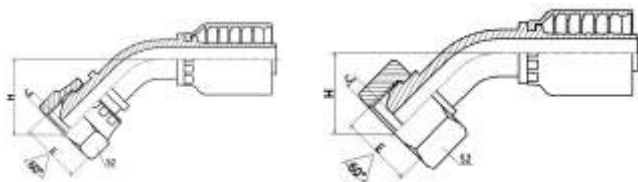
英管内螺纹 60° 外锥面
BSP FEMALE 60° CONE

H42611SW

H42611-TSW

| 代号 PART NO. | 螺纹 E THREAD E | 胶管 HOSE BORE | | 尺寸 DIMENSIONS | | | |
|-----------------|------------------|--------------|---------|---------------|------|----|--|
| | | 公称内径 DN | 标号 DASH | | C | S2 | |
| H42611-02-03SW | G1/8"X28 | 5 | 03 | | 5.5 | 14 | |
| H42611-02-04SW | G1/8"X28 | 6 | 04 | | 5.5 | 14 | |
| H42611-04-03SW | G1/4"X19 | 5 | 03 | | 5.5 | 19 | |
| H42611-04-04SW | G1/4"X19 | 6 | 04 | | 5.5 | 19 | |
| H42611-04-05SW | G1/4"X19 | 8 | 05 | | 5.5 | 19 | |
| H42611-04-06SW | G1/4"X19 | 10 | 06 | | 5.5 | 19 | |
| H42611-06-04SW | G3/8"X19 | 6 | 04 | | 6.3 | 22 | |
| H42611-06-05SW | G3/8"X19 | 8 | 05 | | 6.3 | 22 | |
| H42611-06-06SW | G3/8"X19 | 10 | 06 | | 6.3 | 22 | |
| H42611-06-08SW | G3/8"X19 | 12 | 08 | | 6.3 | 22 | |
| H42611-08-06SW | G1/2"X14 | 10 | 06 | | 7.5 | 27 | |
| H42611-08-08SW | G1/2"X14 | 12 | 08 | | 7.5 | 27 | |
| H42611-10-08SW | G5/8"X14 | 12 | 08 | | 9.5 | 30 | |
| H42611-10-10SW | G5/8"X14 | 16 | 10 | | 9.5 | 30 | |
| H42611-12-08TSW | G3/4"X14 | 12 | 08 | | 10.9 | 32 | |
| H42611-12-10SW | G3/4"X14 | 16 | 10 | | 10.9 | 32 | |
| H42611-12-12SW | G3/4"X14 | 20 | 12 | | 10.9 | 32 | |
| H42611-16-12TSW | G1"X11 | 20 | 12 | | 11.7 | 41 | |
| H42611-16-14SW | G1"X11 | 22 | 14 | | 11.7 | 41 | |
| H42611-16-16SW | G1"X11 | 25 | 16 | | 11.7 | 41 | |
| H42611-20-16TSW | G1.1/4"X11 | 25 | 16 | | 11 | 50 | |
| H42611-24-20TSW | G1.1/2"X11 | 32 | 20 | | 13 | 55 | |
| H42611-32-24TSW | G2"X11 | 40 | 24 | | 16 | 70 | |

扣压式软管接头 HOSE FITTING



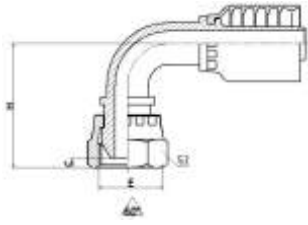
45° 英管内螺纹 60° 外锥面
45° BSP FEMALE 60° CONE

H42641SW

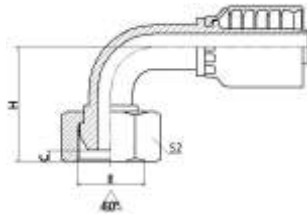
H42641-TSW

| 代号 PART NO. | 螺纹 E THREAD E | 胶管 HOSE BORE | | 尺寸 DIMENSIONS | | | |
|-----------------|------------------|--------------|---------|---------------|------|------|----|
| | | 公称内径 DN | 标号 DASH | | C | H | S2 |
| H42641-04-04SW | G1/4"X19 | 6 | 04 | | 5.5 | 20.2 | 19 |
| H42641-06-04SW | G3/8"X19 | 6 | 04 | | 6.3 | 21 | 22 |
| H42641-06-05SW | G3/8"X19 | 8 | 05 | | 6.3 | 22 | 22 |
| H42641-06-06SW | G3/8"X19 | 10 | 06 | | 6.3 | 22.6 | 22 |
| H42641-08-06TSW | G1/2"X14 | 10 | 06 | | 7.5 | 23.9 | 27 |
| H42641-08-08SW | G1/2"X14 | 12 | 08 | | 7.5 | 26.1 | 27 |
| H42641-10-08SW | G5/8"X14 | 12 | 08 | | 9.5 | 26.5 | 30 |
| H42641-10-10SW | G5/8"X14 | 16 | 10 | | 9.5 | 27.8 | 30 |
| H42641-12-08TSW | G3/4"X14 | 12 | 08 | | 10.9 | 26.9 | 32 |
| H42641-12-10SW | G3/4"X14 | 16 | 10 | | 10.9 | 28.2 | 32 |
| H42641-12-12SW | G3/4"X14 | 20 | 12 | | 10.9 | 31.8 | 32 |
| H42641-16-12TSW | G1"X11 | 20 | 12 | | 11.7 | 33.4 | 41 |
| H42641-16-16SW | G1"X11 | 25 | 16 | | 11.7 | 34.2 | 41 |
| H42641-20-16TSW | G1.1/4"X11 | 25 | 16 | | 11 | 31.1 | 50 |

扣压式软管接头 HOSE FITTING



H42691SW

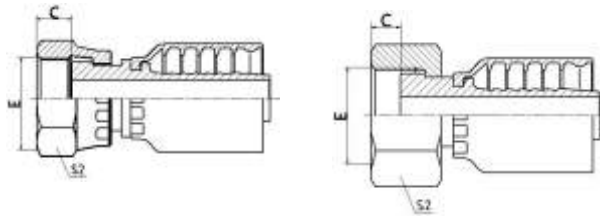


H42691-TSW

90° 英管内螺纹 60° 外锥面
90° BSP FEMALE 60° CONE

| 代号 PART NO. | 螺纹 E THREAD E | 胶管 HOSE BORE | | 尺寸 DIMENSIONS | | | |
|-----------------|------------------|--------------|---------|---------------|------|------|----|
| | | 公称内径 DN | 标号 DASH | | C | H | S2 |
| H42691-02-03SW | G1/8"X28 | 5 | 03 | | 5.5 | 31.5 | 14 |
| H42691-02-04SW | G1/8"X28 | 6 | 04 | | 5.5 | 34.5 | 14 |
| H42691-04-03SW | G1/4"X19 | 5 | 03 | | 5.5 | 33.5 | 19 |
| H42691-04-04SW | G1/4"X19 | 6 | 04 | | 5.5 | 36.5 | 19 |
| H42691-04-05SW | G1/4"X19 | 8 | 05 | | 5.5 | 39.5 | 19 |
| H42691-04-06SW | G1/4"X19 | 10 | 06 | | 5.5 | 36.5 | 19 |
| H42691-06-04SW | G3/8"X19 | 6 | 04 | | 6.3 | 37.7 | 22 |
| H42691-06-05SW | G3/8"X19 | 8 | 05 | | 6.3 | 40.7 | 22 |
| H42691-06-06SW | G3/8"X19 | 10 | 06 | | 6.3 | 43 | 22 |
| H42691-08-06TSW | G1/2"X14 | 10 | 06 | | 7 | 43.3 | 27 |
| H42691-08-08SW | G1/2"X14 | 12 | 08 | | 7.5 | 51 | 27 |
| H42691-08-10SW | G1/2"X14 | 16 | 10 | | 7.5 | 55.5 | 27 |
| H42691-10-08SW | G5/8"X14 | 12 | 08 | | 9.5 | 51.5 | 30 |
| H42691-10-10SW | G5/8"X14 | 16 | 10 | | 9.5 | 56 | 30 |
| H42691-12-08TSW | G3/4"X14 | 12 | 08 | | 10.9 | 52.1 | 32 |
| H42691-12-10SW | G3/4"X14 | 16 | 10 | | 10.9 | 56.6 | 32 |
| H42691-12-12SW | G3/4"X14 | 20 | 12 | | 10.9 | 66 | 32 |
| H42691-16-12TSW | G1"X11 | 20 | 12 | | 11.7 | 68.3 | 41 |
| H42691-16-14SW | G1"X11 | 22 | 14 | | 11.7 | 69.3 | 41 |
| H42691-16-16SW | G1"X11 | 25 | 16 | | 11.7 | 73.8 | 41 |
| H42691-20-16TSW | G1. 1/4"X11 | 25 | 16 | | 11 | 69.5 | 50 |

扣压式软管接头 HOSE FITTING



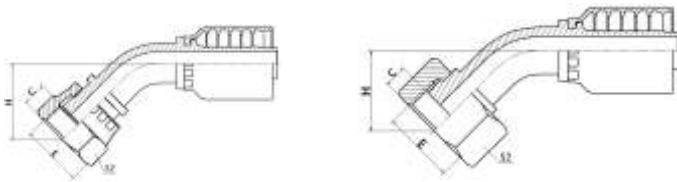
美制 ORFS 内螺纹平面
ORFS FEMALE FLAT SEAT

H44211SW

H44211-TSW

| 代号 PART NO. | 螺纹 E THREAD E | 胶管 HOSE BORE | | 尺寸 DIMENSIONS | | | |
|-----------------|------------------|--------------|---------|---------------|------|----|--|
| | | 公称内径 DN | 标号 DASH | | C | S2 | |
| H44211-04-04SW | 9/16"X18 | 6 | 04 | | 8.5 | 19 | |
| H44211-04-05SW | 9/16"X18 | 8 | 05 | | 8.5 | 19 | |
| H44211-04-06SW | 9/16"X18 | 10 | 06 | | 8.5 | 19 | |
| H44211-06-04TSW | 11/16"X16 | 6 | 04 | | 10 | 22 | |
| H44211-06-05TSW | 11/16"X16 | 8 | 05 | | 10 | 22 | |
| H44211-06-06SW | 11/16"X16 | 10 | 06 | | 10 | 22 | |
| H44211-06-08SW | 11/16"X16 | 12 | 08 | | 10 | 22 | |
| H44211-08-05TSW | 13/16"X16 | 8 | 05 | | 11 | 27 | |
| H44211-08-06TSW | 13/16"X16 | 10 | 06 | | 11 | 27 | |
| H44211-08-08SW | 13/16"X16 | 12 | 08 | | 11 | 27 | |
| H44211-08-10SW | 13/16"X16 | 16 | 10 | | 11 | 27 | |
| H44211-10-08TSW | 1"X14 | 12 | 08 | | 13.5 | 30 | |
| H44211-10-10SW | 1"X14 | 16 | 10 | | 13.5 | 30 | |
| H44211-10-12SW | 1"X14 | 20 | 12 | | 13.5 | 30 | |
| H44211-12-08TSW | 1.3/16"X12 | 12 | 08 | | 15 | 36 | |
| H44211-12-10TSW | 1.3/16"X12 | 16 | 10 | | 15 | 36 | |
| H44211-12-12SW | 1.3/16"X12 | 20 | 12 | | 15 | 36 | |
| H44211-12-16SW | 1.3/16"X12 | 25 | 16 | | 15 | 36 | |
| H44211-16-12TSW | 1.7/16"X12 | 20 | 12 | | 14.8 | 41 | |
| H44211-16-14TSW | 1.7/16"X12 | 22 | 14 | | 14.8 | 41 | |
| H44211-16-16TSW | 1.7/16"X12 | 25 | 16 | | 14.8 | 41 | |
| H44211-16-20SW | 1.7/16"X12 | 32 | 20 | | 14.8 | 41 | |
| H44211-20-16TSW | 1.11/16"X12 | 25 | 16 | | 15 | 50 | |
| H44211-20-20SW | 1.11/16"X12 | 32 | 20 | | 15 | 50 | |
| H44211-20-24WSW | 1.11/16"X12 | 40 | 24 | | 15 | 50 | |
| H44211-24-20TSW | 2"X12 | 32 | 20 | | 14.8 | 60 | |
| H44211-24-24TSW | 2"X12 | 40 | 24 | | 14.8 | 60 | |

扣压式软管接头 HOSE FITTING



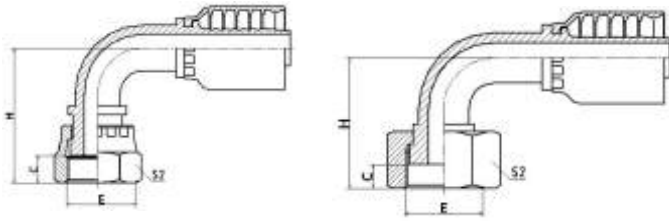
45° 美制 ORFS 内螺纹平面
45° ORFS FEMALE FLAT SEAT

H44241SW

H44241-TSW

| 代号 PART NO. | 螺纹 E THREAD E | 胶管 HOSE BORE | | 尺寸 DIMENSIONS | | | |
|-----------------|------------------|--------------|---------|---------------|------|------|----|
| | | 公称内径 DN | 标号 DASH | | H | C | S2 |
| H44241-04-04SW | 9/16"X18 | 6 | 04 | | 23.4 | 8.5 | 19 |
| H44241-04-05SW | 9/16"X18 | 8 | 05 | | 24.3 | 8.5 | 19 |
| H44241-04-06SW | 9/16"X18 | 10 | 06 | | 24.9 | 8.5 | 19 |
| H44241-06-04TSW | 11/16"X16 | 6 | 04 | | 17.4 | 10 | 22 |
| H44241-06-05TSW | 11/16"X16 | 8 | 05 | | 19 | 10 | 22 |
| H44241-06-06SW | 11/16"X16 | 10 | 06 | | 27.4 | 10 | 22 |
| H44241-06-08SW | 11/16"X16 | 12 | 08 | | 29 | 10 | 22 |
| H44241-08-06TSW | 13/16"X16 | 10 | 06 | | 20.3 | 11 | 27 |
| H44241-08-08SW | 13/16"X16 | 12 | 08 | | 30.4 | 11 | 27 |
| H44241-08-10SW | 13/16"X16 | 16 | 10 | | 31.7 | 11 | 27 |
| H44241-10-08TSW | 1"X14 | 12 | 08 | | 23.3 | 13.5 | 30 |
| H44241-10-10SW | 1"X14 | 16 | 10 | | 34.9 | 13.5 | 30 |
| H44241-10-12SW | 1"X14 | 20 | 12 | | 38.4 | 13.5 | 30 |
| H44241-12-08TSW | 1.3/16"X12 | 12 | 08 | | 23.3 | 15 | 36 |
| H44241-12-10TSW | 1.3/16"X12 | 16 | 10 | | 24.6 | 15 | 36 |
| H44241-12-12SW | 1.3/16"X12 | 20 | 12 | | 39.5 | 15 | 36 |
| H44241-12-16SW | 1.3/16"X12 | 25 | 16 | | 41 | 15 | 36 |
| H44241-16-12TSW | 1.7/16"X12 | 20 | 12 | | 29.6 | 14.8 | 41 |
| H44241-16-14TSW | 1.7/16"X12 | 22 | 14 | | 28.5 | 14.8 | 41 |
| H44241-16-16TSW | 1.7/16"X12 | 25 | 16 | | 29.7 | 14.8 | 41 |
| H44241-16-20SW | 1.7/16"X12 | 32 | 20 | | 46.1 | 14.8 | 41 |
| H44241-20-16TSW | 1.11/16"X12 | 25 | 16 | | 32.7 | 15 | 50 |
| H44241-20-20SW | 1.11/16"X12 | 32 | 20 | | 49 | 15 | 50 |
| H44241-20-24WSW | 1.11/16"X12 | 40 | 24 | | 52.9 | 15 | 50 |
| H44241-24-20TSW | 2"X12 | 32 | 20 | | 33.8 | 14.8 | 60 |
| H44241-24-24TSW | 2"X12 | 40 | 24 | | 37.7 | 14.8 | 60 |

扣压式软管接头 HOSE FITTING



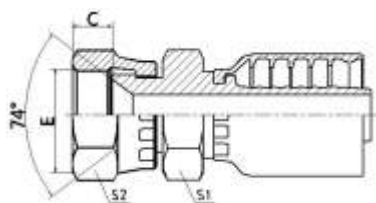
H44291SW

H44291-TSW

90° 美制 ORFS 内螺纹平面
90° ORFS FEMALE FLAT SEAT

| 代号 PART NO. | 螺纹 E THREAD E | 胶管 HOSE BORE | | 尺寸 DIMENSIONS | | | |
|-----------------|------------------|--------------|---------|---------------|------|----|--|
| | | 公称内径 DN | 标号 DASH | H | C | S2 | |
| H44291-04-04SW | 9/16"X18 | 6 | 04 | 41 | 8.5 | 19 | |
| H44291-04-05SW | 9/16"X18 | 8 | 05 | 44 | 8.5 | 19 | |
| H44291-04-06SW | 9/16"X18 | 10 | 06 | 46.3 | 8.5 | 19 | |
| H44291-06-05TSW | 11/16"X16 | 8 | 05 | 37.5 | 10 | 22 | |
| H44291-06-06SW | 11/16"X16 | 10 | 06 | 49.8 | 10 | 22 | |
| H44291-06-08SW | 11/16"X16 | 12 | 08 | 55 | 10 | 22 | |
| H44291-08-06TSW | 13/16"X16 | 10 | 06 | 39.8 | 11 | 27 | |
| H44291-08-08SW | 13/16"X16 | 12 | 08 | 57 | 11 | 27 | |
| H44291-08-10SW | 13/16"X16 | 16 | 10 | 61.5 | 11 | 27 | |
| H44291-10-08TSW | 1"X14 | 12 | 08 | 46 | 13.5 | 30 | |
| H44291-10-10SW | 1"X14 | 16 | 10 | 66 | 13.5 | 30 | |
| H44291-10-12SW | 1"X14 | 20 | 12 | 75.5 | 13.5 | 30 | |
| H44291-12-10TSW | 1.3/16"X12 | 16 | 10 | 51.5 | 15 | 36 | |
| H44291-12-12SW | 1.3/16"X12 | 20 | 12 | 77 | 15 | 36 | |
| H44291-12-16SW | 1.3/16"X12 | 25 | 16 | 83.5 | 15 | 36 | |
| H44291-16-12TSW | 1.7/16"X12 | 20 | 12 | 63 | 14.8 | 41 | |
| H44291-16-14TSW | 1.7/16"X12 | 22 | 14 | 63 | 14.8 | 41 | |
| H44291-16-16TSW | 1.7/16"X12 | 25 | 16 | 67.5 | 14.8 | 41 | |
| H44291-16-20SW | 1.7/16"X12 | 32 | 20 | 96 | 14.8 | 41 | |
| H44291-20-16TSW | 1.11/16"X12 | 25 | 16 | 67.5 | 15 | 50 | |
| H44291-20-20WSW | 1.11/16"X12 | 32 | 20 | 100 | 15 | 50 | |
| H44291-20-24WSW | 1.11/16"X12 | 40 | 24 | 113.5 | 15 | 50 | |
| H44291-24-20TSW | 2"X12 | 32 | 20 | 78.5 | 14.8 | 60 | |
| H44291-24-24TSW | 2"X12 | 40 | 24 | 92 | 14.8 | 60 | |

扣压式软管接头 HOSE FITTING

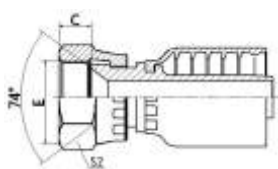


H46711DSW

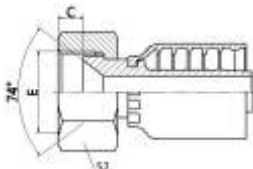
美制 JIC 内螺纹 74°内锥面双六角
JIC FEMALE 74° CONE SEAT DOUBLE HEXAGON

| 代 号 PART NO. | 螺 纹 E THREAD E | 胶 管 HOSE BORE | | 尺 寸 DIMENSIONS | | | |
|-----------------|-------------------|---------------|---------|----------------|------|----|----|
| | | 公称内径 DN | 标号 DASH | | C | S1 | S2 |
| H46711D-04-04SW | 7/16"X20 | 6 | 04 | | 9 | 15 | 15 |
| H46711D-05-04SW | 1/2"X20 | 6 | 04 | | 9.5 | 17 | 17 |
| H46711D-06-04SW | 9/16"X18 | 6 | 04 | | 10.5 | 19 | 19 |
| H46711D-06-06SW | 9/16"X18 | 10 | 06 | | 10.5 | 19 | 19 |
| H46711D-08-06SW | 3/4"X16 | 10 | 06 | | 11 | 24 | 24 |
| H46711D-08-08SW | 3/4"X16 | 12 | 08 | | 11 | 24 | 24 |
| H46711D-08-10SW | 3/4"X16 | 16 | 10 | | 11 | 24 | 24 |
| H46711D-10-08SW | 7/8"X14 | 12 | 08 | | 13 | 27 | 27 |
| H46711D-10-10SW | 7/8"X14 | 16 | 10 | | 13 | 27 | 27 |
| H46711D-12-12SW | 1.1/16"X12 | 20 | 12 | | 15 | 32 | 32 |
| H46711D-16-12SW | 1.5/16"X12 | 20 | 12 | | 16 | 41 | 41 |
| H46711D-16-16SW | 1.5/16"X12 | 25 | 16 | | 16 | 41 | 41 |
| H46711D-16-20SW | 1.5/16"X12 | 32 | 20 | | 16 | 41 | 41 |
| H46711D-20-20SW | 1.7/16"X12 | 32 | 20 | | 17 | 50 | 50 |

扣压式软管接头 HOSE FITTING



H46711SW

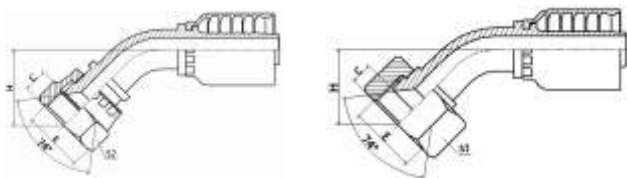


H46711-TSW

美制 JIC 内螺纹 74° 内锥面
JIC FEMALE 74° CONE SEAT

| 代号 PART NO. | 螺纹 E THREAD E | 胶管 HOSE BORE | | 尺寸 DIMENSIONS | | | |
|-----------------|------------------|--------------|---------|---------------|------|----|--|
| | | 公称内径 DN | 标号 DASH | | C | S2 | |
| H46711-04-03SW | 7/16"X20 | 5 | 03 | | 9 | 15 | |
| H46711-04-04SW | 7/16"X20 | 6 | 04 | | 9 | 15 | |
| H46711-05-04SW | 1/2"X20 | 6 | 04 | | 9.5 | 17 | |
| H46711-05-05SW | 1/2"X20 | 8 | 05 | | 9.5 | 17 | |
| H46711-05-06SW | 1/2"X20 | 10 | 06 | | 9.5 | 17 | |
| H46711-06-04SW | 9/16"X18 | 6 | 04 | | 10.5 | 19 | |
| H46711-06-05SW | 9/16"X18 | 8 | 05 | | 10.5 | 19 | |
| H46711-06-06SW | 9/16"X18 | 10 | 06 | | 10.5 | 19 | |
| H46711-06-08SW | 9/16"X18 | 12 | 08 | | 10.5 | 19 | |
| H46711-08-06SW | 3/4"X16 | 10 | 06 | | 11 | 24 | |
| H46711-08-08SW | 3/4"X16 | 12 | 08 | | 11 | 24 | |
| H46711-08-10SW | 3/4"X16 | 16 | 10 | | 11 | 24 | |
| H46711-10-08SW | 7/8"X14 | 12 | 08 | | 13 | 27 | |
| H46711-10-10SW | 7/8"X14 | 16 | 10 | | 13 | 27 | |
| H46711-10-12SW | 7/8"X14 | 20 | 12 | | 13 | 27 | |
| H46711-12-08TSW | 1. 1/16"X12 | 12 | 08 | | 15 | 32 | |
| H46711-12-10SW | 1. 1/16"X12 | 16 | 10 | | 15 | 32 | |
| H46711-12-12SW | 1. 1/16"X12 | 20 | 12 | | 15 | 32 | |
| H46711-12-16SW | 1. 1/16"X12 | 25 | 16 | | 15 | 32 | |
| H46711-14-12SW | 1. 3/16"X12 | 20 | 12 | | 15 | 36 | |
| H46711-16-12TSW | 1. 5/16"X12 | 20 | 12 | | 16 | 41 | |
| H46711-16-16SW | 1. 5/16"X12 | 25 | 16 | | 16 | 41 | |
| H46711-16-20SW | 1. 5/16"X12 | 32 | 20 | | 16 | 41 | |
| H46711-20-16TSW | 1. 5/8"X12 | 25 | 16 | | 17 | 50 | |
| H46711-20-20WSW | 1. 5/8"X12 | 32 | 20 | | 17 | 50 | |
| H46711-24-20WSW | 1. 7/8"X12 | 32 | 20 | | 20 | 55 | |
| H46711-24-24WSW | 1. 7/8"X12 | 40 | 24 | | 20 | 55 | |
| H46711-32-24TSW | 2. 1/2"X12 | 40 | 24 | | 23.5 | 75 | |
| H46711-32-32TSW | 2. 1/2"X12 | 50 | 32 | | 23.5 | 75 | |

扣压式软管接头 HOSE FITTING



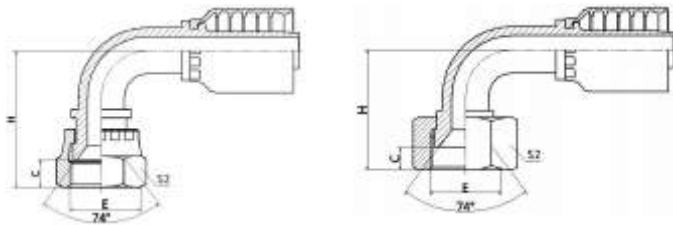
45°美制 JIC 内螺纹 74°内锥面
45° JIC FEMALE 74° CONE SEAT

H46741SW

H46741TSW

| 代号 PART NO. | 螺 纹 E THREAD E | 胶 管 HOSE BORE | | 尺 寸 DIMENSIONS | | | |
|----------------|-------------------|---------------|---------|----------------|------|------|----|
| | | 公称内径 DN | 标号 DASH | | C | H | S2 |
| H46741-04-03SW | 7/16"X20 | 5 | 03 | | 9 | 17.2 | 15 |
| H46741-04-04SW | 7/16"X20 | 6 | 04 | | 9 | 18.1 | 15 |
| H46741-05-04SW | 1/2"X20 | 6 | 04 | | 9.5 | 18.5 | 17 |
| H46741-05-05SW | 1/2"X20 | 8 | 05 | | 9.5 | 19.3 | 17 |
| H46741-05-06SW | 1/2"X20 | 10 | 06 | | 9.5 | 20.3 | 17 |
| H46741-06-04SW | 9/16"X18 | 6 | 04 | | 10.5 | 18.5 | 19 |
| H46741-06-05SW | 9/16"X18 | 8 | 05 | | 10.5 | 19.3 | 19 |
| H46741-06-06SW | 9/16"X18 | 10 | 06 | | 10.5 | 20 | 19 |
| H46741-06-08SW | 9/16"X18 | 12 | 08 | | 10.5 | 21.9 | 19 |
| H46741-08-06SW | 3/4"X16 | 10 | 06 | | 11 | 21.4 | 24 |
| H46741-08-08SW | 3/4"X16 | 12 | 08 | | 11 | 23.5 | 24 |
| H46741-10-08SW | 7/8"X14 | 12 | 08 | | 13 | 24 | 27 |
| H46741-10-10SW | 7/8"X14 | 16 | 10 | | 13 | 25.3 | 27 |
| H46741-10-12SW | 7/8"X14 | 20 | 12 | | 13 | 28.9 | 27 |
| H46741-12-08SW | 1.1/16"X12 | 12 | 08 | | 15 | 25 | 32 |
| H46741-12-10SW | 1.1/16"X12 | 16 | 10 | | 15 | 26.4 | 32 |
| H46741-12-12SW | 1.1/16"X12 | 20 | 12 | | 15 | 30 | 32 |
| H46741-12-16SW | 1.1/16"X12 | 25 | 16 | | 15 | 31 | 32 |
| H46741-14-12SW | 1.3/16"X12 | 20 | 12 | | 15 | 30 | 36 |
| H46741-16-12SW | 1.5/16"X12 | 20 | 12 | | 16 | 30 | 41 |
| H46741-16-16SW | 1.5/16"X12 | 25 | 16 | | 16 | 31.5 | 41 |
| H46741-16-20SW | 1.5/16"X12 | 32 | 20 | | 16 | 35.5 | 41 |
| H46741-20-20SW | 1.5/8"X12 | 32 | 20 | | 17 | 35.9 | 50 |
| H46741-24-20SW | 1.7/8"X12 | 32 | 20 | | 20 | 40.1 | 55 |
| H46741-24-24SW | 1.7/8"X12 | 40 | 24 | | 20 | 44.1 | 55 |
| H46741-32-32SW | 2.1/2"X12 | 50 | 32 | | 23.5 | 51.6 | 75 |

扣压式软管接头 HOSE FITTING



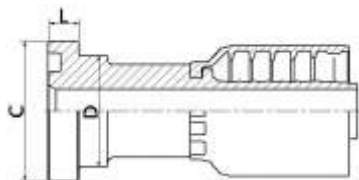
H46791SW

H46791TSW

90°美制 JIC 内螺纹 74°内锥面
90° JIC FEMALE 74° CONE SEAT

| 代号 PART NO. | 螺纹 E THREAD E | 胶管 HOSE BORE | | 尺寸 DIMENSIONS | | | |
|-----------------|------------------|--------------|---------|---------------|------|-------|----|
| | | 公称内径 DN | 标号 DASH | | C | H | S2 |
| H46791-04-03SW | 7/16"X20 | 5 | 03 | | 9 | 30.5 | 15 |
| H46791-04-04SW | 7/16"X20 | 6 | 04 | | 9 | 33.5 | 15 |
| H46791-05-04SW | 1/2"X20 | 6 | 04 | | 9.5 | 34 | 17 |
| H46791-05-05SW | 1/2"X20 | 8 | 05 | | 9.5 | 37 | 17 |
| H46791-05-06SW | 1/2"X20 | 10 | 06 | | 9.5 | 39.3 | 17 |
| H46791-06-04SW | 9/16"X18 | 6 | 04 | | 10.5 | 34 | 19 |
| H46791-06-05SW | 9/16"X18 | 8 | 05 | | 10.5 | 37 | 19 |
| H46791-06-06SW | 9/16"X18 | 10 | 06 | | 10.5 | 39.3 | 19 |
| H46791-06-08SW | 9/16"X18 | 12 | 08 | | 10.5 | 45.5 | 19 |
| H46791-08-06SW | 3/4"X16 | 10 | 06 | | 11 | 41.3 | 24 |
| H46791-08-08SW | 3/4"X16 | 12 | 08 | | 11 | 47 | 24 |
| H46791-08-10SW | 3/4"X16 | 16 | 10 | | 11 | 51.5 | 24 |
| H46791-10-08SW | 7/8"X14 | 12 | 08 | | 13 | 48 | 27 |
| H46791-10-10SW | 7/8"X14 | 16 | 10 | | 13 | 52.5 | 27 |
| H46791-10-12SW | 7/8"X14 | 20 | 12 | | 13 | 64 | 27 |
| H46791-12-08SW | 1.1/16"X12 | 12 | 08 | | 15 | 49.5 | 32 |
| H46791-12-10SW | 1.1/16"X12 | 16 | 10 | | 15 | 54 | 32 |
| H46791-12-12SW | 1.1/16"X12 | 20 | 12 | | 15 | 63.5 | 32 |
| H46791-12-16SW | 1.1/16"X12 | 25 | 16 | | 15 | 70 | 32 |
| H46791-14-12SW | 1.3/16"X12 | 20 | 12 | | 15 | 63.5 | 36 |
| H46791-16-12SW | 1.5/16"X12 | 20 | 12 | | 16 | 63.5 | 41 |
| H46791-16-16SW | 1.5/16"X12 | 25 | 16 | | 16 | 70 | 41 |
| H46791-16-20SW | 1.5/16"X12 | 32 | 20 | | 16 | 81 | 41 |
| H46791-20-20WSW | 1.5/8"X12 | 32 | 20 | | 17 | 80.5 | 50 |
| H46791-24-20WSW | 1.7/8"X12 | 32 | 20 | | 20 | 79.5 | 55 |
| H46791-24-24WSW | 1.7/8"X12 | 40 | 24 | | 20 | 94 | 55 |
| H46791-32-32WSW | 2.1/2"X12 | 50 | 32 | | 23.5 | 121.8 | 75 |

扣压式软管接头 HOSE FITTING

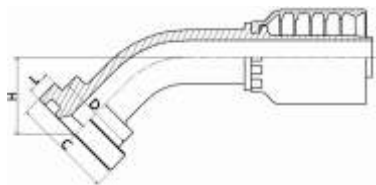


H87311SW

SAE 法兰 3000 PSI
SAE FLANGE 3000 PSI

| 代 号 PART NO. | 法兰型号 FLANGE SIZE | 胶 管 HOSE BORE | | | 尺 寸 DIMENSIONS | | |
|-----------------|---------------------|---------------|---------|--|----------------|------|------|
| | | 公称内径 DN | 标号 DASH | | C | D | L |
| H87311-08-08SW | 1/2" | 12 | 08 | | 30.2 | 24 | 6.73 |
| H87311-12-08SW | 3/4" | 12 | 08 | | 38.1 | 31.7 | 6.73 |
| H87311-12-10SW | 3/4" | 16 | 10 | | 38.1 | 31.7 | 6.73 |
| H87311-12-12SW | 3/4" | 20 | 12 | | 38.1 | 31.7 | 6.73 |
| H87311-12-16SW | 3/4" | 25 | 16 | | 38.1 | 31.7 | 6.73 |
| H87311-16-12SW | 1" | 20 | 12 | | 44.4 | 38 | 8 |
| H87311-16-16SW | 1" | 25 | 16 | | 44.4 | 38 | 8 |
| H87311-16-20SW | 1" | 32 | 20 | | 44.4 | 38 | 8 |
| H87311-20-16SW | 1.1/4" | 25 | 16 | | 50.8 | 43 | 8 |
| H87311-20-20SW | 1.1/4" | 32 | 20 | | 50.8 | 43 | 8 |
| H87311-24-20SW | 1.1/2" | 32 | 20 | | 60.3 | 50 | 8 |
| H87311-24-24SW | 1.1/2" | 40 | 24 | | 60.3 | 50 | 8 |
| H87311-32-24SW | 2" | 40 | 24 | | 71.4 | 62 | 9.53 |
| H87311-32-32SW | 2" | 50 | 32 | | 71.4 | 62 | 9.53 |
| H87311-40-40SW | 2.1/2" | 64 | 40 | | 84.1 | 74 | 9.53 |

扣压式软管接头 HOSE FITTING

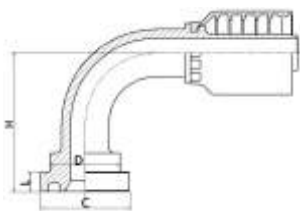


H87341SW

45° SAE 法兰 3000 PSI
45° SAE FLANGE 3000 PSI

| 代 号 PART NO. | 法兰型号 FLANGE SIZE | 胶 管 HOSE BORE | | 尺 寸 DIMENSIONS | | | | | |
|-----------------|---------------------|---------------|---------|----------------|------|------|------|--|--|
| | | 公称内径 DN | 标号 DASH | C | D | H | L | | |
| H87341-08-08SW | 1/2" | 12 | 08 | 30.2 | 24 | 23.3 | 6.73 | | |
| H87341-12-08SW | 3/4" | 12 | 08 | 38.1 | 31.7 | 24 | 6.73 | | |
| H87341-12-10SW | 3/4" | 16 | 10 | 38.1 | 31.7 | 25.3 | 6.73 | | |
| H87341-12-12SW | 3/4" | 20 | 12 | 38.1 | 31.7 | 28.9 | 6.73 | | |
| H87341-16-12SW | 1" | 20 | 12 | 44.4 | 38 | 28.9 | 8 | | |
| H87341-16-16SW | 1" | 25 | 16 | 44.4 | 38 | 29.7 | 8 | | |
| H87341-16-20SW | 1" | 32 | 20 | 44.4 | 38 | 33.8 | 8 | | |
| H87341-20-16SW | 1.1/4" | 25 | 16 | 50.8 | 43 | 29.7 | 8 | | |
| H87341-20-20SW | 1.1/4" | 32 | 20 | 50.8 | 43 | 33.8 | 8 | | |
| H87341-24-20SW | 1.1/2" | 32 | 20 | 60.3 | 50 | 35.2 | 8 | | |
| H87341-24-24SW | 1.1/2" | 40 | 24 | 60.3 | 50 | 39.1 | 8 | | |
| H87341-32-24SW | 2" | 40 | 24 | 71.4 | 62 | 39.1 | 9.53 | | |
| H87341-32-32SW | 2" | 50 | 32 | 71.4 | 62 | 46.3 | 9.53 | | |

扣压式软管接头 HOSE FITTING

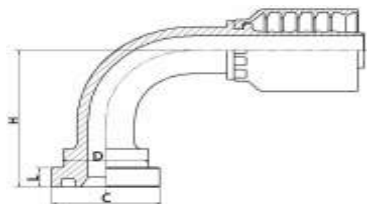


H87391SW

90° SAE 法兰 3000 PSI
90° SAE FLANGE 3000 PSI

| 代 号 PART NO. | 法兰型号 FLANGE SIZE | 胶 管 HOSE BORE | | 尺 寸 DIMENSIONS | | | |
|----------------------|---------------------|---------------|---------|----------------|------|-------|------|
| | | 公称内径 DN | 标号 DASH | C | D | H | L |
| H87391-08-08SW | 1/2" | 12 | 08 | 30.2 | 24 | 47 | 6.73 |
| H87391-12-08SW | 3/4" | 12 | 08 | 38.1 | 31.7 | 48 | 6.73 |
| H87391-12-10SW | 3/4" | 16 | 10 | 38.1 | 31.7 | 52.5 | 6.73 |
| H87391-12-12SW | 3/4" | 20 | 12 | 38.1 | 31.7 | 62 | 6.73 |
| H87391-12-12(H100)SW | 3/4" | 20 | 12 | 38.1 | 31.7 | 100 | 6.73 |
| H87391-12-12(H127)SW | 3/4" | 20 | 12 | 38.1 | 31.7 | 127 | 6.73 |
| H87391-12-12(H150)SW | 3/4" | 20 | 12 | 38.1 | 31.7 | 150 | 6.73 |
| H87391-12-16SW | 3/4" | 25 | 16 | 38.1 | 31.7 | 67.5 | 6.73 |
| H87391-16-12SW | 1" | 20 | 12 | 44.4 | 38 | 62 | 8 |
| H87391-16-16SW | 1" | 25 | 16 | 44.4 | 38 | 67.5 | 8 |
| H87391-16-16(H100)SW | 1" | 25 | 16 | 44.4 | 38 | 100 | 8 |
| H87391-16-16(H127)SW | 1" | 25 | 16 | 44.4 | 38 | 127 | 8 |
| H87391-16-16(H150)SW | 1" | 25 | 16 | 44.4 | 38 | 150 | 8 |
| H87391-16-20SW | 1" | 32 | 20 | 44.4 | 38 | 78.5 | 8 |
| H87391-20-16SW | 1.1/4" | 25 | 16 | 50.8 | 43 | 67.5 | 8 |
| H87391-20-20SW | 1.1/4" | 32 | 20 | 50.8 | 43 | 78.5 | 8 |
| H87391-20-20(H100)SW | 1.1/4" | 32 | 20 | 50.8 | 43 | 100 | 8 |
| H87391-20-20(H127)SW | 1.1/4" | 32 | 20 | 50.8 | 43 | 127 | 8 |
| H87391-20-20(H150)SW | 1.1/4" | 32 | 20 | 50.8 | 43 | 150 | 8 |
| H87391-20-24SW | 1.1/4" | 40 | 24 | 50.8 | 43 | 78.5 | 8 |
| H87391-24-20SW | 1.1/2" | 32 | 20 | 60.3 | 50 | 80.5 | 8 |
| H87391-24-24SW | 1.1/2" | 40 | 24 | 60.3 | 50 | 94 | 8 |
| H87391-24-24(H127)SW | 1.1/2" | 40 | 24 | 60.3 | 50 | 127 | 8 |
| H87391-32-24SW | 2" | 40 | 24 | 71.4 | 62 | 94 | 9.53 |
| H87391-32-32SW | 2" | 50 | 32 | 71.4 | 62 | 114.3 | 9.53 |
| H87391-40-32SW | 2.1/2" | 50 | 32 | 84.1 | 74.4 | 114.3 | 9.53 |

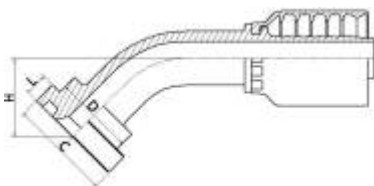
扣压式软管接头 HOSE FITTING



H87691SW

90° SAE 法兰 6000 PSI
90° SAE FLANGE 6000 PSI

| 代号 PART NO. | 法兰型号 FLANGE SIZE | 胶管 HOSE BORE | | 尺寸 DIMENSIONS | | | | |
|----------------|---------------------|--------------|---------|---------------|------|-------|------|--|
| | | 公称内径 DN | 标号 DASH | C | D | H | L | |
| H87691-08-08SW | 1/2" | 12 | 08 | 31.7 | 23.9 | 49 | 7.9 | |
| H87691-12-12SW | 3/4" | 20 | 12 | 41.3 | 31.7 | 66 | 8.9 | |
| H87691-16-12SW | 1" | 20 | 12 | 47.6 | 38 | 68 | 9.6 | |
| H87691-16-16SW | 1" | 25 | 16 | 47.6 | 38 | 73.5 | 9.6 | |
| H87691-16-20SW | 1" | 32 | 20 | 47.6 | 38 | 84.5 | 9.6 | |
| H87691-20-16SW | 1.1/4" | 25 | 16 | 54 | 43.6 | 75.5 | 10.4 | |
| H87691-20-20SW | 1.1/4" | 32 | 20 | 54 | 43.6 | 86.5 | 10.4 | |
| H87691-24-20SW | 1.1/2" | 32 | 20 | 63.5 | 50.8 | 89.5 | 12.7 | |
| H87691-24-24SW | 1.1/2" | 40 | 24 | 63.5 | 50.8 | 103 | 12.7 | |
| H87691-32-24SW | 2" | 40 | 24 | 79.4 | 66.5 | 103 | 12.7 | |
| H87691-32-32SW | 2" | 50 | 32 | 79.4 | 66.5 | 123.5 | 12.7 | |

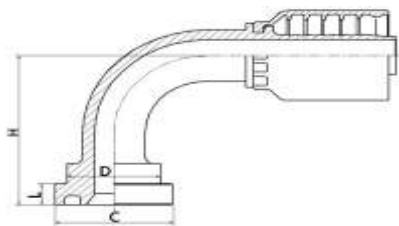


H87641SW

45° SAE 法兰 6000 PSI
45° SAE FLANGE 6000 PSI

| 代号 PART NO. | 法兰型号 FLANGE SIZE | 胶管 HOSE BORE | | 尺寸 DIMENSIONS | | | | |
|----------------|---------------------|--------------|---------|---------------|----|------|-------|--|
| | | 公称内径 | 标号 DASH | C | D | H | L | |
| H87641-08-08SW | 1/2" | 12 | 08 | 31.7 | 24 | 24 | 7.75 | |
| H87641-08-12SW | 1/2" | 20 | 12 | 31.7 | 24 | 27.5 | 7.75 | |
| H87641-12-10SW | 3/4" | 16 | 10 | 41.3 | 32 | 28.2 | 8.76 | |
| H87641-12-12SW | 3/4" | 20 | 12 | 41.3 | 32 | 31.8 | 8.76 | |
| H87641-16-16SW | 1" | 25 | 16 | 47.6 | 38 | 34.7 | 9.53 | |
| H87641-20-20SW | 1.1/4" | 32 | 20 | 54 | 44 | 41.5 | 10.29 | |
| H87641-24-20SW | 1.1/2" | 32 | 20 | 63.5 | 51 | 45.1 | 12.57 | |
| H87641-24-24SW | 1.1/2" | 40 | 24 | 63.5 | 51 | 45.5 | 12.57 | |
| H87641-32-24SW | 2" | 40 | 24 | 79.4 | 67 | 54.7 | 12.57 | |
| H87641-32-32SW | 2" | 50 | 32 | 79.4 | 67 | 52.7 | 12.57 | |

扣压式软管接头 HOSE FITTING



H87691SW

90° SAE 法兰 6000 PSI

90° SAE FLANGE 6000 PSI

| 代 号 PART NO. | 法兰型号 FLANGE SIZE | 胶 管 HOSE BORE | | 尺 寸 DIMENSIONS | | | | | |
|-----------------|---------------------|---------------|---------|----------------|------|------|-------|------|--|
| | | 公称内径 DN | 标号 DASH | | C | D | H | L | |
| H87691-08-08SW | 1/2" | 12 | 08 | | 31.7 | 23.9 | 49 | 7.9 | |
| H87691-12-12SW | 3/4" | 20 | 12 | | 41.3 | 31.7 | 66 | 8.9 | |
| H87691-16-12SW | 1" | 20 | 12 | | 47.6 | 38 | 68 | 9.6 | |
| H87691-16-16SW | 1" | 25 | 16 | | 47.6 | 38 | 73.5 | 9.6 | |
| H87691-16-20SW | 1" | 32 | 20 | | 47.6 | 38 | 84.5 | 9.6 | |
| H87691-20-16SW | 1.1/4" | 25 | 16 | | 54 | 43.6 | 75.5 | 10.4 | |
| H87691-20-20SW | 1.1/4" | 32 | 20 | | 54 | 43.6 | 86.5 | 10.4 | |
| H87691-24-20SW | 1.1/2" | 32 | 20 | | 63.5 | 50.8 | 89.5 | 12.7 | |
| H87691-24-24SW | 1.1/2" | 40 | 24 | | 63.5 | 50.8 | 103 | 12.7 | |
| H87691-32-24SW | 2" | 40 | 24 | | 79.4 | 66.5 | 103 | 12.7 | |
| H87691-32-32SW | 2" | 50 | 32 | | 79.4 | 66.5 | 123.5 | 12.7 | |